

Sense-ational

Introduction

The text of ***Molly's Organic Farm*** is rich with sensory words as it describes Molly's exploration of the farm. A gate creaks open (hearing), Molly looks (seeing), Molly sniffs compost (smelling), the sun is hot (feeling), and Molly eats treats (tasting). In this activity, students match sensory words from the story with one of the five senses. See next page: Supplemental Information for Sense-ational.

Materials Needed

- ◆ Molly's Organic Farm

Procedure

1. Review the five senses.
2. Read aloud the examples of Molly using her five senses on page 30. Show the class the related pages in the story, especially the small boxes that highlight Molly's nose, tongue, paws, and eyes.
3. Using the Sensory Word List (see next page: Supplemental Information) read a word and have students do a corresponding motion:
Seeing—point to eyes
Hearing—point to ears
Smelling—point to nose
Tasting—stick out tongue

Key Concepts

- ◆ The five sense organs are the eyes, ears, nose, mouth or tongue, and skin or hands.
- ◆ We gather information about our environment through our senses.

For standards correlation please see our website.

Nature Connections


- ◆ Take a walk outside, preferably in natural location. Focus on one sense at a time. Note: Unless you're in a garden, it may be challenging to experience the environment through sense of taste.
- ◆ Animals have amazing senses. Practice Owl Eyes, Deer Ears, Raccoon Touch, and Dog Nose at <http://www.outdoor-nature-child.com/nature-awareness.html>

Additional Resources


Five Senses: activities from SEDL
<http://www.sedl.org/scimath/pasopartners/senses/>

More sensory activities at Cool Kids
<http://www.cool-kids-craft-ideas.com/sensory-activities.html>

Neuroscience for Kids
<http://faculty.washington.edu/chudler/chsense.html>



Supplemental Information for Sense-ational




Sense-ational

Sensory Word List

cold—feeling—wave hands
whoosh—hearing—touch ears
creak—hearing—touch ears
crash—hearing—touch ears
bangs— hearing—touch ears
looks—seeing—point to eyes
whiffs—smelling—touch nose
scent—smelling—touch nose
buzzzzz—hearing—touch ears
sipping—tasting—stick out tongue
eating—tasting—stick out tongue
cool—feeling—wave hands
hot—feel—wave hands
silky—feel—wave hands
bulging—see—point to eyes
giggle—hear—point to ears
colorful—see—point to eyes
round and full—see—point to eyes
whizzes—hear—point to ears
hissing scream—hear—point to ears
warm touch—feel—wave hands
cuddling—feel—wave hands
purrs—hear—point to ears

Amazing Animal Senses

- ◆ A butterfly tastes through its feet.
- ◆ A cricket hears with its legs.
- ◆ Many crabs have eyes on the end of stalks.
- ◆ A chameleon can see in two different directions at the same time.
- ◆ A grasshopper has hairs all over its body to detect (feel) air movement.



Additional Resources

To find out more amazing animal senses go to
<http://faculty.washington.edu/chudler/amaze.html>