

Where's My Baby?

In the book, *Baby on Board, How Animal Parents Carry Their Young*, the reader is introduced to twelve animal parents who carry their babies. In this activity, students play a game, matching each parent to each baby.

Materials Needed

- A copy of the book
- Animal patterns of both parents and babies
- Strips of construction or heavy paper for kids to wear as headbands
- 4" x 6" Index cards


Next Generation Science Standards, K-2

Life Science

LS1A: Structure and Function

LS1B: Growth and Development of Organisms

LS3A: Inheritance of Traits


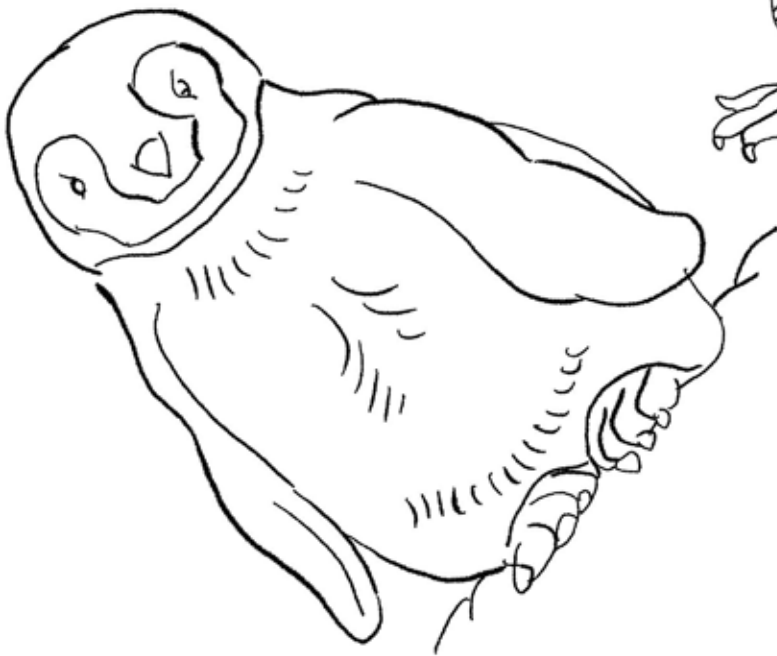


Procedure

1. Copy, cut, and color the babies. Paste them onto the index cards. Underneath put the name of the baby. They are joey, pup, sloth, joey, calf, chimp, chick, hatchling, spiderling, chick, pup and cub.
2. Copy the twelve parent patterns for students to cut, color, and paste onto headbands. You will need 24 headbands, 2 copies of each animal parent.
3. Read the book, noting the different names of the baby animals.
4. Pass out materials to make headbands. You will have two of each animal if there are 24 children in your class. Make more if necessary.
5. When project is complete, place headbands on twelve of the students--one for each animal parent, and ask them to line up on one side of the room. They should line up in the order of the "parents" in the book, beginning with the kangaroo.
6. Ask twelve other students to line up on the other side of the room (without their headbands). Give them each an index card and tell them not to show the picture side, i.e. they are showing a blank index card. They should not line up in order.
7. The first "parent" tries to find his/her baby by choosing one of the children holding an index card. If it is the right "baby", they both sit down. If it is not, the baby stays there with the name now turned around for everyone to see.
8. The next animal parent has a turn to pick one of the index cards. (It could be the one that now can be seen, or the parent can try another one.)
9. When all the parents have found their babies, play the game again (or on another day) and this time the other students get a turn to be the parents and wear their headbands.


Babies from
Baby On Board







More animal parents from *Baby on Board*



And still more animal parents
from *Baby on Board*

