

The Prairie That Nature Built Bird Feeder Project

There are so many different birds that live on the prairie; bluebirds, chickadees, prairie chickens, red tailed hawks, burrowing owls and more.

What birds live in your neighborhood? Here's a fun (and messy!) project to make to discover the birds in your area.

Here's what you'll need:

Cardboard tube (an empty paper towel roll)

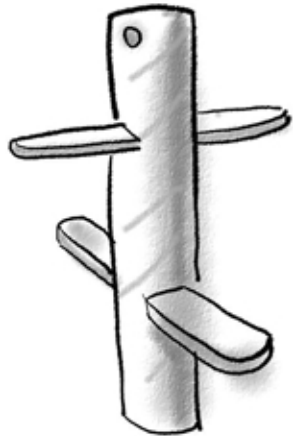
2 wooden craft sticks

Peanut butter

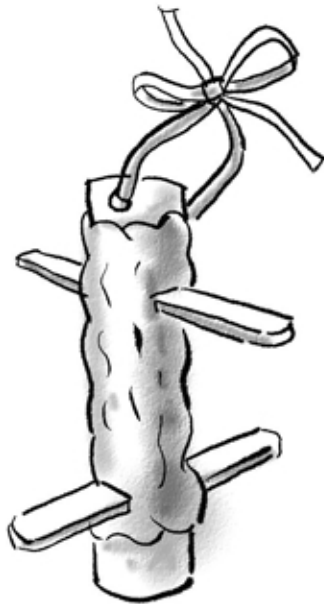
Bird seed

Plate for bird seed


Heavy yarn, wire or ribbon




Step 1:
Cut slits in paper towel roll and insert craft sticks. Cut holes in the top for hanging your feeder.



Step 2:
Thread a thick yarn or ribbon through the holes at the top. The feeder can be heavy so make sure it can support its weight. Then use a kitchen knife to slather the tube with peanut butter.



Step 3:
Now comes the really messy part. With your seeds spread in a large plate, roll the tube in the seeds and pat them into the peanut butter to make them stick on your feeder.



Step 4:
Hang your feeder in a tree where you can watch your birds enjoy their meal!